

AUSTRALIAN

WIN! \$1000 a day with our viewa app

AUSTRALIA ONLY. CONDITIONS APPLY. SEE BACK.



# HOUSE & GARDEN

*Celebrating 65 years*

**Summer  
STYLE**

The new nautical  
**50 BRIGHT BUYS  
UNDER \$150**  
Boatshed bliss

**RENOVATION  
REVEAL**

Smart ideas for  
indoors & out

**NO-FUSS  
POOLS**

Fab outdoor  
furniture

# HOLIDAY AT HOME

QUICK AND EASY WAYS TO MAKE ROOM FOR LEISURE

# ADVICE

*pools ♦ outdoor living ♦ taps ♦ renovation reveal*



## INTERIORS

ROSE-MARIE HILLIER



## COLLECTABLES

LEO SCHOFIELD



## HOUSEKEEPING

SHANNON LUSH



## PROPERTY

HARVEY GRENNAN



RENOVATION REVEAL

## IN FULL VIEW

Same street, better house: that's the picture for this family following an indoor-outdoor home reno project.

When searching for their forever home, Mel and Michael Schutte looked no further than the street in which they had already been living. While their old house in Sydney's lower North Shore lacked potential, the couple loved the street's family-friendly nature.


"So we bought a cottage two doors down from our old house. There was a big flat backyard with enough space for a play area, vegie patch and a pool," says Mel.

Although the three-bedroom home had great bones, its kitchen and living room were located in a glamorised lean-to, making it ripe for rejuvenation.

The family lived in the cottage for a year while plans were drawn up by architect Clare Carter of Contemporary Architecture. "We had four non-negotiable requirements," says Mel. "From the front we wanted to retain the appearance of a Federation cottage; at the rear there was to be a glazed corner unobstructed by supporting columns; the pool was to be in full view from the kitchen; and the staircase to the new upstairs area was to be cantilevered."

All this, and more, has been accomplished. Today, the traditional front children's and guest section – complete with restored decorative architectural details – transitions at a landing into a contemporary, two-storey addition. "We love living here," says Mel. "The neighbours are in and out of each other's houses and there are 16 kids under eight who regularly run around together!"

The Schutte house won the 2012 Master Builders Association of NSW Excellence In Housing Award for Alterations and Additions Between \$1m and \$1.5m.



Extensive glazing in the living area ensures the pool and backyard are the stars of the show. All new doors and windows are double-glazed; high-level louvres provide cross-ventilation throughout.



#### AT A GLANCE

**Who lives here** Mel and Michael Schutte with daughters, Olivia, four, and Sophia, 21 months.

**Renovation time** Plans were submitted to council in March 2010 and were approved one month later. Building started in August 2010 and was completed in August 2011.

**Architect** Clare Carter of Contemporary Architecture; (02) 9438 4200 or [www.contemporary.net.au](http://www.contemporary.net.au).

**Builder** Dom Jarvis, Jarvis Constructions; (02) 9531 7654 or [www.jarvisbuilders.com.au](http://www.jarvisbuilders.com.au).

**Size of home pre-renovation** 145m<sup>2</sup>.

**Size of home post-renovation** 310m<sup>2</sup>.



BEFORE

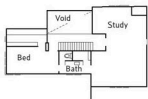
'THERE WAS A BIG FLAT BACKYARD WITH ENOUGH SPACE FOR A PLAY AREA, VEGIE PATCH AND A POOL.' MEL



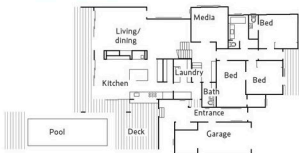
### BEFORE



### AFTER FIRST FLOOR



### GROUND FLOOR



### MEL'S RENOVATION TIPS

- ❖ Reside in the house in all seasons to see how the light plays out. "How you think you will live in it isn't always what you end up doing," she says.
- ❖ Decide on all the finishes before obtaining a fixed-price tender from a builder. The price the builder quotes will be cheapest at this point rather than when you've signed the contract and work has begun.
- ❖ "Source items from regional centres rather than capital cities. We got our decking and floorboards from Newcastle for 60-per-cent less than it cost in Sydney, with delivery only \$100," she says.



### ◀ MAIN BEDROOM

An earthy-toned striped rug from Rugs Of The World in the UK complements the wide, grey ironbark flooring and warms up the Dulux Natural White walls. The bedside table, sanded and re-stained, is a legacy from the couple's university days.



### STORAGE

The parents' retreat features a spacious walk-in wardrobe and an ensuite with a chute hidden inside a bench for whisking washing down to the laundry. "All the joinery elements were designed to within an inch of their lives," says Mel.





TAKE A VIDEO TOUR  
OF THIS HOME!

Just download the free **viewa** app, select the *House & Garden* channel and hold your smartphone or tablet over this page. For detailed explanation, see page 16.



#### CHILDREN'S BATHROOM

The original coloured-glass window was reinstated. Porcelain tiles from Sydney's Onsite Supply+Design grace the walls and floor. "I wanted a limestone look without the high maintenance or cost," says Mel. Handmade Moroccan tiles in wall niches add a luxe touch as does the Caesarstone vanity top in Linen. When they lie in the bath at night, the girls can see the stars through the skylight.

For Where to Buy, see page 166.



#### BACKYARD

Architect Clare Carter says that the two-storey chimney, clad in tumbled travertine in Noce was the "generator" of the design for the contemporary rear addition.

It makes a statement from the outside, while inside it separates the kitchen/family room from the dining/living spaces. **H&G**

#### BUDGET

Consultants	\$93,000
Council & Certifier fees	\$6,310
Preliminaries	\$98,290
Demolition/excavation	\$50,360
Concrete/piling	\$40,550
Masonry	\$49,300
Structural steel	\$35,100
Carpentry	\$71,200
Flooring, decking & stair timber	\$17,000
Joinery	\$50,120
Fixtures and fittings	\$42,500
Doors and windows	\$77,236
Roofing	\$30,542
Plastering	\$41,200
Tiling & benchtops	\$65,120
Painting	\$28,605
Hydraulics	\$42,360
Electrical	\$41,130
External Works	\$19,013
Pool & pool excavation	\$65,440
Internal stair	\$37,075
Chimney travertine cladding	\$6,749
Airconditioning	\$11,569